

Interactive and Communicative Use of Video in the Language Classroom

Lindsay Clandfield, EOI Valencia 2018



Using video...

- Principles and practical considerations
- A basic template for a video lesson
- Classic activities for exploiting video
- Using video to support interaction
- Generating one's own videos
- Questions and Answers, Further Resources



Principles and practical considerations



Authentic vs. Especially-made

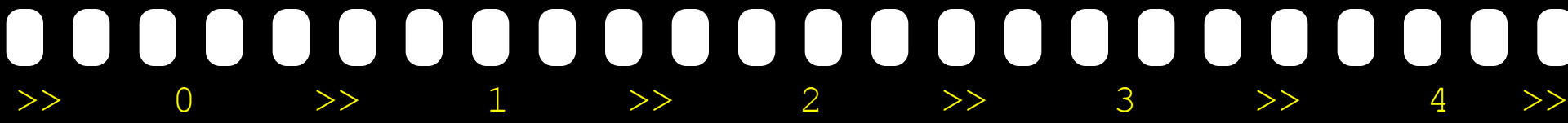
Short vs. Long

Teaching Language vs. Teaching Film

Receptive focus vs. Productive focus



The ELT video lesson



>>

0

>>

1

>>

2


>>

3

>>

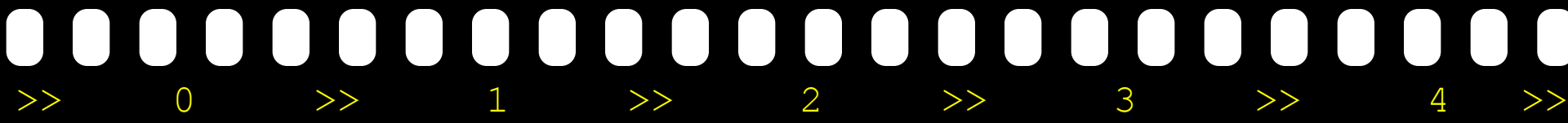
4


>>





The authentic clip video lesson





>>

0

>>

1

>>

2

>>

3

>>

4

>>



Standard video lesson format...

- A warm up activity
- One before-you-watch activity
- While-you-watch activities for gist and detailed comprehension
- After-you-watch activities for discussion, language work or writing

Before you watch

1 Look at the picture and answer the questions. Use the words in the box to help you.



sit airport departure lounge wait look make drink

- 1 Where are the two people?

- 2 What do you think they're doing?

- 3 What is she doing?

- 4 What is he doing?

While you watch

2 Watch the video and check your answers to exercise 1.

3 Write the questions.

1 What / you / cooking ?

2 What / the kids / doing ?

3 Anne / doing / her homework ?

4 you / having / a good time ?

4 Underline the correct answers.

- 1 Anne *is doing* / *isn't doing* her homework.
- 2 Jack *is playing* / *isn't playing* video games.
- 3 *They're calling* / *They aren't calling* the flight.
- 4 *I'm sitting* / *I'm not sitting* in a restaurant drinking champagne.
- 5 *I'm wearing* / *I'm not wearing* my coat.
- 6 *You're listening* / *You aren't listening* to opera.

5 Watch the video again and check your answers to exercises 3 and 4.

After you watch

6 Answer the question.

At the end of the video she asks: 'Are you feeling OK?' He answers: 'Yes, thank you. I'm fine.'

Do you think he's OK? Why or why not?



Classic Video Tasks

Listen only – image off

Watch only – sound off

Use stills – predict and pre-teach

Pause and predict

Use quotes (match to speaker, translate, correct)

Tick the things you see/hear

Write everything you see/hear from memory

Put the events in order

Correct the summary



Using video for communicative and interactive exercises



Creating your own videos


Making a video of a local event and annotating it

A simple video project (video message)

Recording students doing tasks



The Medieval Festival of Elche 2009



**What do teachers
want?**



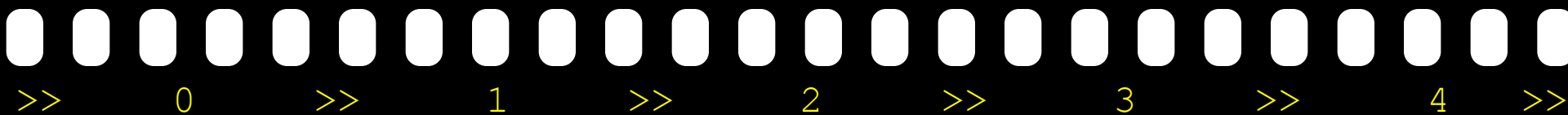
Other creative uses of video

Live commenting a video

Simultaneous translation/voicing of a video

Writing your own script for a documentary

Using videoscape backgrounds





Commenting on a video


1 Work in pairs. You need one piece of paper.

2 Your teacher is going to play a 3 minute video. While you watch, have a written conversation about what you see.

3 Exchange papers back and forth.

4 At the end, swap conversations with another pair. Did you write the same thing?

Using stock footage



For 'news stories' - For narrating documentary clips – For backgrounds







>>

0

>>

1

>>

2


>>

3

>>

4

>>





Summary

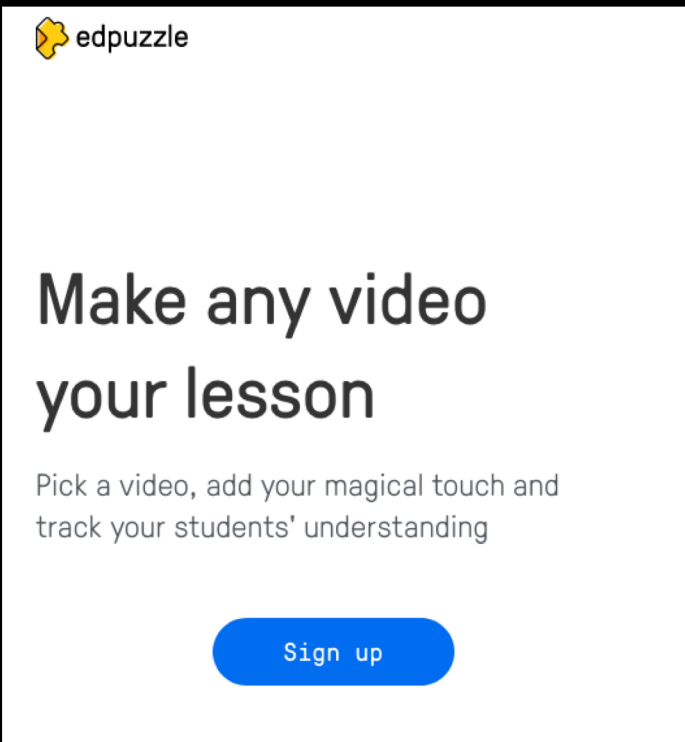
Considerations for using a video

Sample Video Lessons

Typical Video Activities

Other uses for video

Bonus tool



www.edpuzzle.com